



# KINGDOM OF CAMBODIA

Nation - Religion - King



## Cambodia Agricultural Survey 2023

Statistical Release



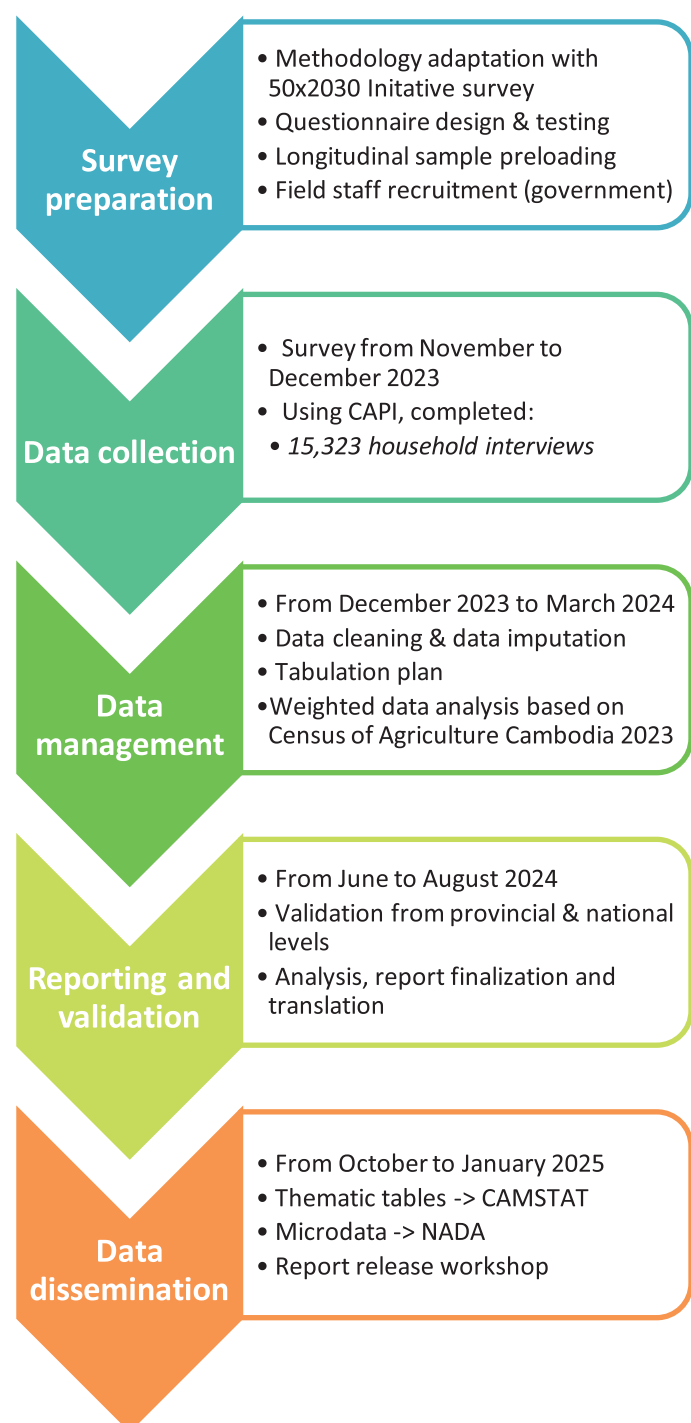
October 2024

The data presented in this Statistical Release comes from the Cambodia Agriculture Survey 2023 report (CAS2023), which was produced by the National Institute of Statistics (NIS), Ministry of Planning, in collaboration with the Ministry of Agriculture, Forestry and Fisheries (MAFF) and with technical support from the Food and Agriculture Organization of the United Nations (FAO), under the scope of the 50x2030 Initiative to Close the Agricultural Data Gap. The 50x2030 is a multi-donor initiative implemented through a unique partnership between the World Bank, FAO and the International Fund for Agricultural Development (IFAD), with the aim to build national statistical capacity and to establish an efficient and durable national agricultural data collection system.

## 1. Survey methodology overview

During December 2023, two Royal Cambodian Government institutions (NIS and MAFF) undertook the CAS 2023, a follow-up to the Cambodia Inter-Censal Agriculture Survey 2019 (CIAS 2019) and Cambodia Agriculture Survey's 2020, 2021 and 2022. This national survey collected information on crop cultivation, livestock and poultry raising, aquaculture and capture fishing, production methods and the environment.

Figure 1: Methodological overview



Source: Cambodia Agriculture Survey 2023.

The sampling approach for the CAS 2023 relied fully upon the sampling of CAS 2022 utilising a panel approach. The CAS 2023 had used statistical methods to select a representative sample of enumeration areas throughout Cambodia from the 2019 General Population Census of Cambodia Sampling Frame. Households within these EAs were screened for any agricultural activity. Using this basic information, the agricultural households were stratified and sampled for additional data collection.

The CAS 2023 used a Computer Assisted Personal Interviewing (CAPI) data collection method and tablet technology to record and manage data.

**A fisherman catches fish in the lake. Source: NIS photograph, 2023**



The household survey was conducted from 11 to 25 December 2023. A total of 429 staff (including 337 enumerators, 46 field supervisors and 46 data supervisors) completed data collection on a sample of 15,751 household holdings.

This Statistical Release presents the main CAS2023 findings, for the household agricultural holdings only.

## 2. Household agricultural holdings

The CAS2023 survey estimated a total of 1,863,830 household agricultural holdings in Cambodia. Based on the General Population Census of Cambodia 2019, it is estimated that there are 3,553,021 households in the country and therefore an estimated 52% of all households are involved in agricultural production.

These household agricultural holdings were unevenly distributed across the country's socio-geographic zones: the Plain Zone has the largest number of agricultural holdings (40%), followed by the Tonle Sap Lake Zone (38%), the Plateau Zone (15%), and finally the Coastal Zone (7%).



Figure 2: Socio-geographic zones in Cambodia

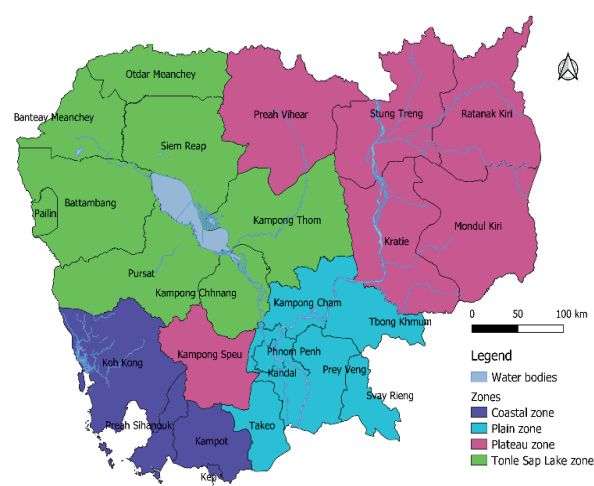
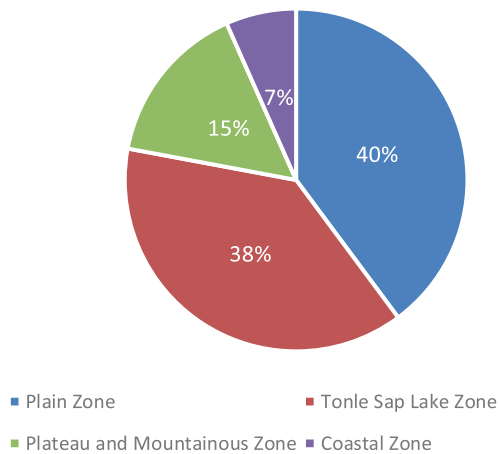


Figure 3: Percentage of household agricultural holdings by socio-geographic zone



Source: Cambodia Agriculture Survey 2023.

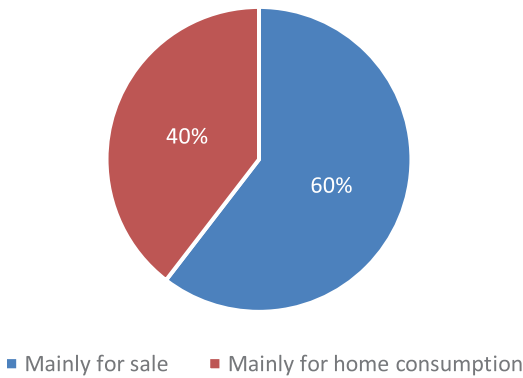
Home consumption was reported as the main agricultural product destination by 57% of the household holdings in Cambodia, while the other 43% mentioned that agricultural production was mostly for sale. This varied across zones with 82% of agricultural holdings in the Coastal Zone producing primarily for home consumption, followed by Plateau Zone (61%), Plain Zone (56%) and Tonle Sap Lake Zone (52%). An estimated 66,670 household agricultural holdings participated in farmers’ associations (approximately 4%).

An estimated 32% of holders reported that about half of their total household income (40% to 60%) was accounted for by agricultural income, 24% reported that most or almost all (60% to 99%) of their total household income was accounted for by agricultural income, and 5% reported that all (100%) of their total household income was accounted for by agricultural income.

Around one-quarter (21%) of the Cambodian household agricultural holdings reported that their agricultural

income contributed less to their total household income than during the previous year; 70% reported a similar contribution, and 9% reported a greater contribution to their total household income than during the previous year.

Figure 4: Percentage of household agricultural holdings reporting their main agricultural product destination



Source: Cambodia Agriculture Survey 2023.

3. Crop production activity

The survey estimated that approximately 1,742,100 of the 1,863,800 household agricultural holdings were growing crops (93%). Numerous types of crops were reported during data collection, but the survey focused on roughly 30 crops of interest selected by MAFF, for which information on planted and harvested areas, input use (fertilizers, pesticides and irrigation), and production was obtained.

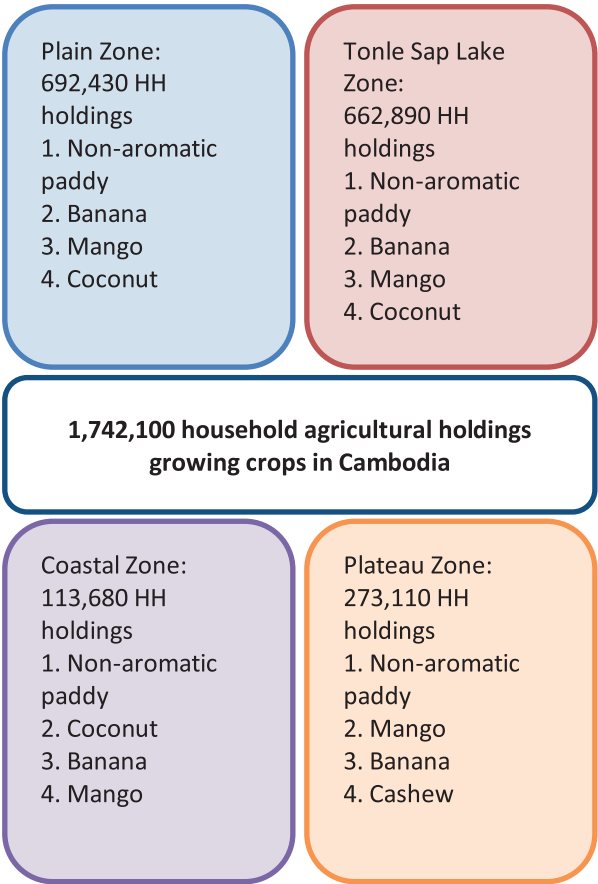
The survey ranked the four most prevalent crops in all four major zones of the country. Non-aromatic paddy was found to be the most widespread crop across the country. The CAS 2023 estimated that non-aromatic paddy had a total planted area of 2.00 million hectares and a total harvested area of 1.95 million hectares. The average production was estimated to be 3,140 kilograms per hectare, with a total national production estimated at 6.12 million tonnes.

The survey showed that Cambodia produces many varieties of fruits including mangoes, bananas, custard apples, dragon fruits, durians, guavas, jackfruits, jambolen plums, longans, milk fruits, papayas, and pineapples. Banana was the second most popular crop among farmers in the Plain and Tonle Sap zones (in terms of the number of holdings reporting they grew this crop). In the Plateau and Mountainous zone Mango was the second most popular whilst coconut was the second most popular in the Coastal Zone.

At the country level, about 19,000 hectares of Banana

were planted and 12,000 hectares were harvested, with a total of 93,000 tonnes production. Mango had approximately 69,000 hectares harvested with 218,000 tonnes produced. Coconut had 10,000 hectares harvested with 121,000 tonnes produced and Cashews had 286,000 hectares harvested with 202,000 tonnes produced.

**Figure 5: Four most prevalent crop types reported in each zone (by number of household holdings reporting; HH: household)**

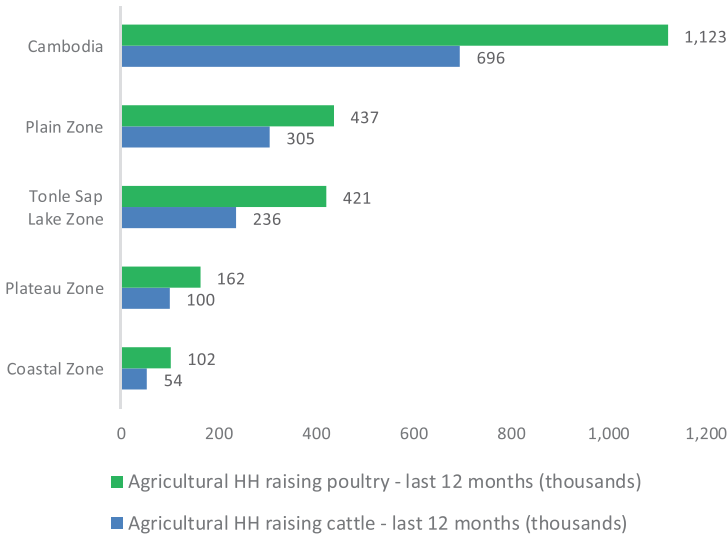


Source: Cambodia Agriculture Survey 2023.

#### 4. Livestock & poultry raising activity

Raising livestock and/or poultry is an important agricultural activity in Cambodia, supporting livelihoods and providing income to an estimated 1,404,550 household agricultural holdings (75%) in the country. Keeping or raising livestock and/or poultry was highest among agricultural households in the Coastal Zone where they were kept in 87% of agricultural households and lowest in the Plateau and Mountainous Zone where they were kept in 73%. An estimated 1,122,530 holdings reported raising poultry and 695,640 raising cattle.

**Figure 6: Number of household agricultural holdings reporting a livestock and/or poultry raising activity, by socio-geographic zone (in thousands)**



Source: Cambodia Agriculture Survey 2023.

The Plain Zone was the zone with the largest number of household holdings raising cattle (305,340 household agricultural holdings). This was followed by the Tonle Sap Lake Zone (236,320), the Plateau Zone (100,250) and the Coastal Zone (53,740).

**Cattle are fed in their housing located under the tree of a household agricultural holding. Source: NIS photograph, 2023**



The Plain Zone recorded again the highest number of household agricultural holdings raising poultry (436,760), followed by the Tonle Sap Lake Zone (421,260), the Plateau Zone (162,400) and the Coastal Zone (102,110).

Nationwide, data shows that the average number of cattle per household holding raising cattle was 4.6. As for households raising poultry, the average number of chickens per household holding was 26.

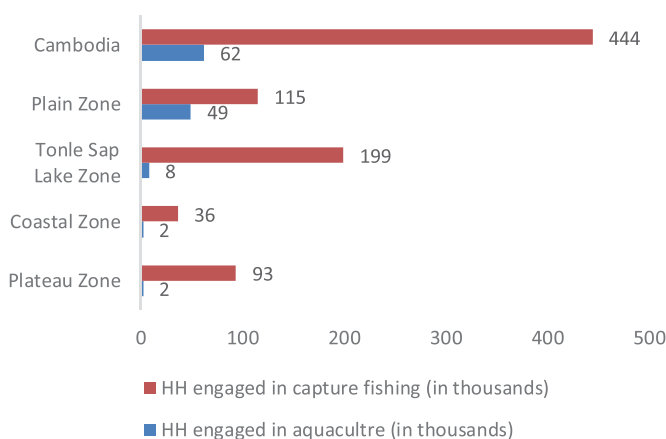


## 5. Aquaculture & capture fishing activity

Aquaculture is an additional economic activity undertaken by 3% of household agricultural holdings (approximately 61,660 holdings) whilst capture fishing occurs in an estimated 24% of holdings (approximately 444,190 holdings). Included within the above totals, there were 16,020 (1% of all agricultural holdings) that were involved in both aquaculture and capture fishing activities.

The zone with the largest number of household agricultural holdings practising aquaculture was the Plain Zone (49,000 holdings, 7% of agricultural holdings) whilst the zone practising the most capture fishing was the Tonle Sap Lake Zone (199,310 holdings, 28% of agricultural holdings).

**Figure 7: Number of household agricultural holdings reporting aquaculture or capture fishing activity, by socio-geographic zone**



Source: Cambodia Agriculture Survey 2023.

While 78% of the holdings who reported the capture fishing activity captured fish, 14% captured crabs and 6% captured snails. The total catch reported for fish in capture fishing was 357 million kilograms.

**Fieldwork being conducted. Source: NIS photograph, 2023**



## 6. Contact

### Cambodia Agriculture Survey

FAO Cambodia  
<https://www.fao.org/cambodia/en/>

Ministry of Agriculture, Forestry and Fisheries (MAFF), #200, Preah Norodom Blvd, Tonle Basac, Chamkarmon, Phnom Penh, Cambodia, P.O. Box: 53.

National Institute of Statistics (NIS), Ministry of Planning (MoP)  
<https://www.nis.gov.kh/>

National Institute of Statistics (NIS), Ministry of Planning (MoP), Royal Government of Cambodia. Building C, E and F, #386 Preah Monivong Blvd, Boeung Keng Kong 1, Chamkarmorn, Phnom Penh, Cambodia.

Ministry of Agriculture, Forestry and Fisheries (MAFF)  
<https://web.maff.gov.kh/>

Ministry of Agriculture, Forestry and Fisheries (MAFF), 255, 200 Preah Norodom Blvd (41), Phnom Penh, Cambodia.

National Institute of Statistics, Ministry of Planning, in collaboration with Ministry of Agriculture, Forestry and Fisheries, *Cambodia Agriculture Survey 2023 (CAS 2023)*

*Final Report*, October 2024. The full report and a digital version of this brief can be found on the National Institute of Statistics website.



with a technical support of



**Food and Agriculture  
Organization of the  
United Nations**

with financial support of

